

A/Prof. Clemens ULRICH



Wed. 16:00 - 17:00 Old Main Building 149
Friday 9:00 - 10:00 Macauley Theatre (Quad 1027)

Email Address

ulrich@phys.unsw.edu.au

Phone Number

2 938 57494

Facsimile Number

2 938 56060

Office Hour:

Monday: 1.30 – 3.00 pm

Room: 138D

Outline

1. Introduction:

- Planck Radiation
- Bohr's Model of the Atom
- Photoelectric Effect
- Compton Effect
- Dual Nature of Light: Particle Wave Dualism
- The Particle Wave: de Broglie Wavelength
- Heisenberg Uncertainty Principle
- Probability Function

Outline

2. Quantum Theory of the free Particle:

- Schroedinger Equation of the free particle
- Time-independent Schroedinger Equation
- Eigenstate - Eigenfunction
- Particle in a box
- Linear quantum well
- The Harmonic Oscillator
- Quantum-mechanic Tunneling

Outline

3. Atomic Wavefunctions:

- Schroedinger Equation of the Hydrogen Atom
- Atomic wavefunctions
- Separation of the angular and radial part
- Orbitals
- Angular momentum and spin
- Quantum numbers: **n, l, m, s**
- Hydrogen atom in a magnetic field
- Pauli principle: periodic table of elements

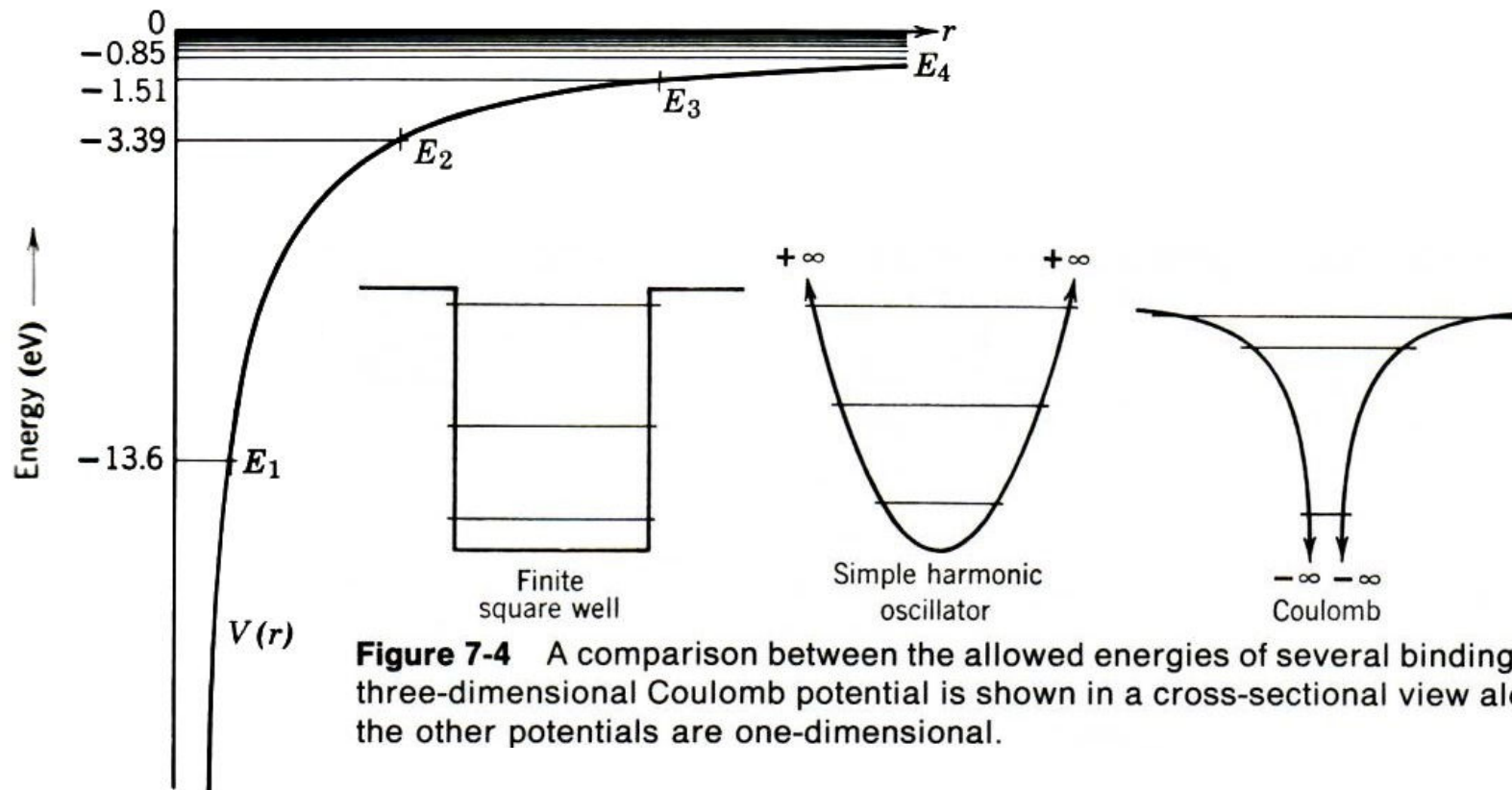


Figure 7-4 A comparison between the allowed energies of several binding potentials. The three-dimensional Coulomb potential is shown in a cross-sectional view along a diameter; the other potentials are one-dimensional.

Figure 7-3 The Coulomb potential $V(r)$ and its eigenvalues E_n . For large values of n the eigenvalues become very closely spaced in energy since E_n approaches zero as n approaches infinity. Note that the intersection of $V(r)$ and E_n , which defines the location of one end of the classically allowed region, moves out as n increases. Not shown in this figure is the continuum of eigenvalues at positive energies corresponding to unbound states.

$$R_{n,l}(r) = e^{-Zr/na_0} \left(\frac{Zr}{a_0} \right)^l G_{nl} \left(\frac{Zr}{a_0} \right)$$

Table 8.4 The Radial Wavefunctions $R_{n\ell}(r)$ of Hydrogen-like Atoms for $n = 1, 2,$ and 3

n	ℓ	$R_{n\ell}(r)$
1	0	$\left(\frac{Z}{a_0} \right)^{3/2} 2e^{-Zr/a_0}$
2	0	$\left(\frac{Z}{2a_0} \right)^{3/2} \left(2 - \frac{Zr}{a_0} \right) e^{-Zr/2a_0}$
2	1	$\left(\frac{Z}{2a_0} \right)^{3/2} \frac{Zr}{\sqrt{3} a_0} e^{-Zr/2a_0}$
3	0	$\left(\frac{Z}{3a_0} \right)^{3/2} 2 \left[1 - \frac{2Zr}{3a_0} + \frac{2}{27} \left(\frac{Zr}{a_0} \right)^2 \right] e^{-Zr/3a_0}$
3	1	$\left(\frac{Z}{3a_0} \right)^{3/2} \frac{4\sqrt{2}}{3} \frac{Zr}{a_0} \left(1 - \frac{Zr}{6a_0} \right) e^{-Zr/3a_0}$
3	2	$\left(\frac{Z}{3a_0} \right)^{3/2} \frac{2\sqrt{2}}{27\sqrt{5}} \left(\frac{Zr}{a_0} \right)^2 e^{-Zr/3a_0}$

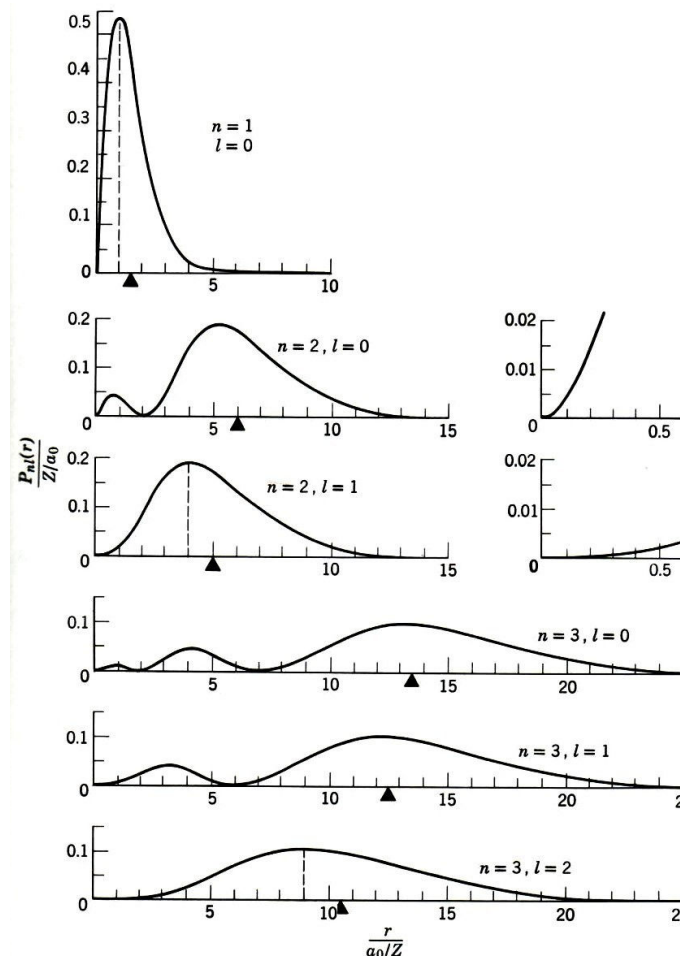


Figure 7-5 The radial probability density for the electron in a one-electron atom for $n = 1, 2, 3$ and the values of l shown. The triangle on each abscissa indicates the value of \bar{r}_{nl} as given by (7-29). For $n = 2$ the plots are redrawn with abscissa and ordinate scales expanded by a factor of 10 to show the behavior of $P_{nl}(r)$ near the origin. Note that in the three cases for which $l = l_{\max} = n - 1$ the maximum of $P_{nl}(r)$ occurs at $r_{\text{Bohr}} = n^2 a_0 / Z$, which is indicated by the location of the dashed line.

**Table 8.2 Some
Associated
Legendre
Polynomials
 $P_\ell^{m_\ell}(\cos \theta)$**

$$-\frac{1}{\sin \theta} \frac{d}{d\theta} \left(\sin \theta \frac{d\Theta}{d\phi} \right) + \frac{m_\ell^2 \Theta}{\sin^2 \theta} = l(l+1)\Theta$$

$$P_0^0 = 1$$

$$P_1^0 = 2 \cos \theta$$

$$P_1^1 = \sin \theta$$

$$P_2^0 = 4(3 \cos^2 \theta - 1)$$

$$P_2^1 = 4 \sin \theta \cos \theta$$

$$P_2^2 = \sin^2 \theta$$

$$P_3^0 = 24(5 \cos^3 \theta - 3 \cos \theta)$$

$$P_3^1 = 6 \sin \theta (5 \cos^2 \theta - 1)$$

$$P_3^2 = 6 \sin^2 \theta \cos \theta$$

$$P_3^3 = \sin^3 \theta$$

$$\psi_{n,l,m_l}(r, \theta, \phi) = R_{n,l}(r) \Theta_{l,m_l}(\theta) \Phi_{m_l}(\phi) = R_{n,l}(r) Y_{l,m_l}(\theta, \phi)$$

Table 7.2 Normalized Spherical Harmonics $Y(\theta, \phi)$

ℓ	m_ℓ	$Y_{\ell m_\ell}$
0	0	$\frac{1}{2\sqrt{\pi}}$
1	0	$\frac{1}{2}\sqrt{\frac{3}{\pi}} \cos \theta$
1	± 1	$\mp \frac{1}{2}\sqrt{\frac{3}{2\pi}} \sin \theta e^{\pm i\phi}$
2	0	$\frac{1}{4}\sqrt{\frac{5}{\pi}} (3 \cos^2 \theta - 1)$
2	± 1	$\mp \frac{1}{2}\sqrt{\frac{15}{2\pi}} \sin \theta \cos \theta e^{\pm i\phi}$
2	± 2	$\frac{1}{4}\sqrt{\frac{15}{2\pi}} \sin^2 \theta e^{\pm 2i\phi}$
3	0	$\frac{1}{4}\sqrt{\frac{7}{\pi}} (5 \cos^3 \theta - 3 \cos \theta)$
3	± 1	$\mp \frac{1}{8}\sqrt{\frac{21}{\pi}} \sin \theta (5 \cos^2 \theta - 1) e^{\pm i\phi}$
3	± 2	$\frac{1}{4}\sqrt{\frac{105}{2\pi}} \sin^2 \theta \cos \theta e^{\pm 2i\phi}$
3	± 3	$\mp \frac{1}{8}\sqrt{\frac{35}{\pi}} \sin^3 \theta e^{\pm 3i\phi}$

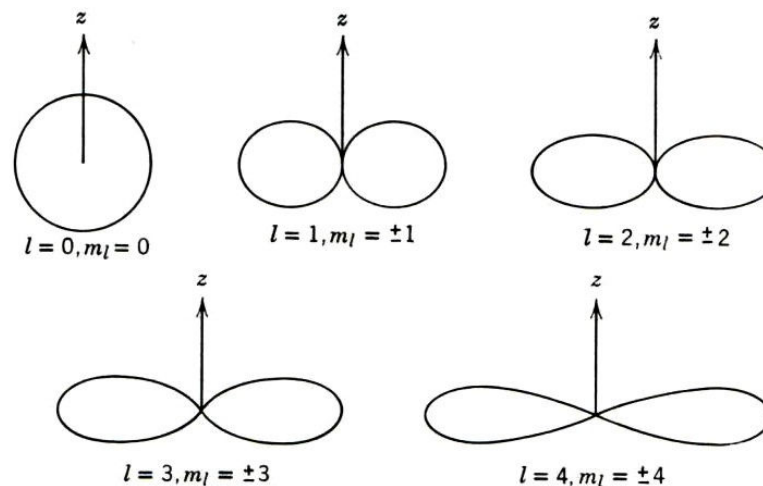


Figure 7-9 Polar diagrams of the directional dependence of the one-electron probability densities for $l = 0, 1, 2, 3, 4$; $m_l = \pm l$.

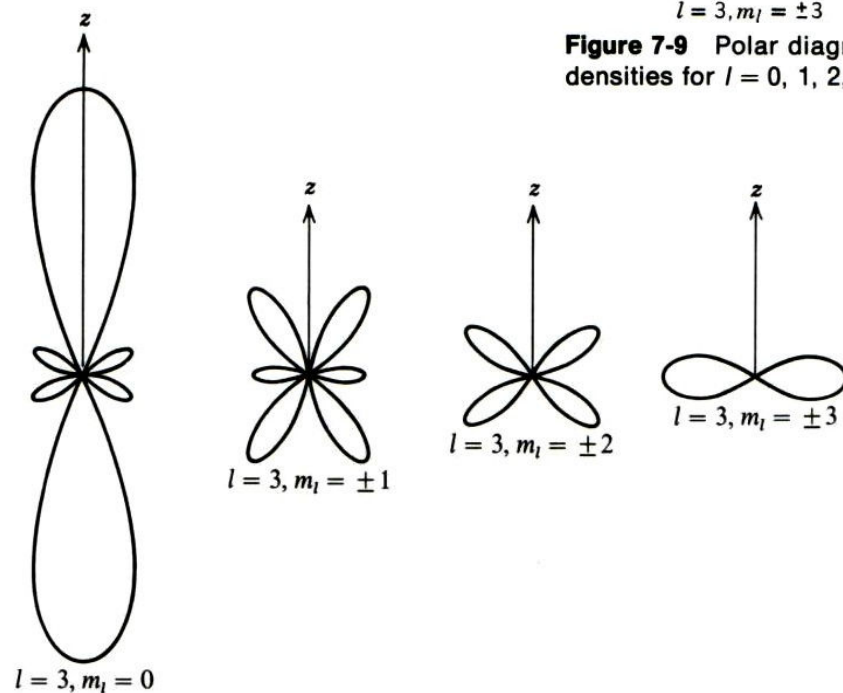
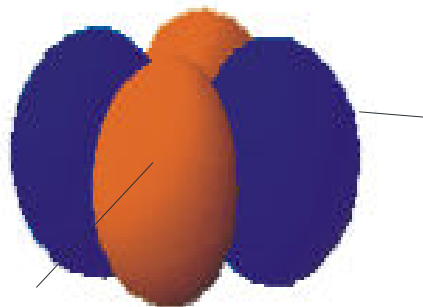
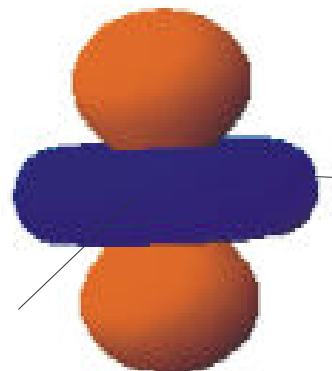


Figure 7-8 Polar diagrams of the directional dependence of the one-electron atom probability densities for $l = 3$; $m_l = 0, \pm 1, \pm 2, \pm 3$.

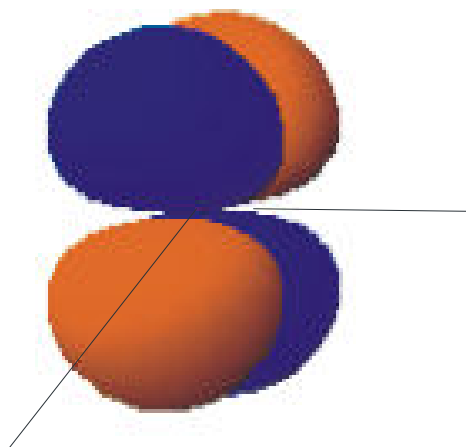
d-orbitals



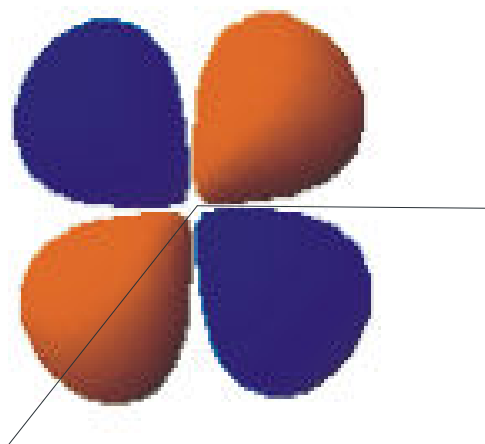
x^2-y^2



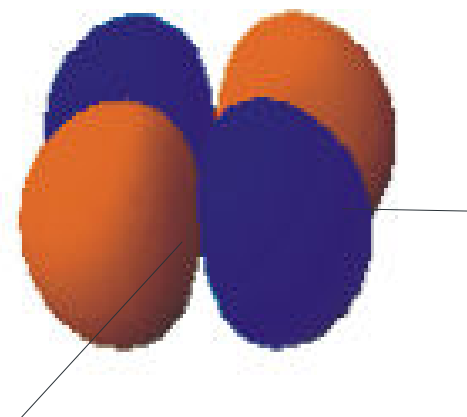
$3z^2-r^2$



xy



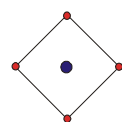
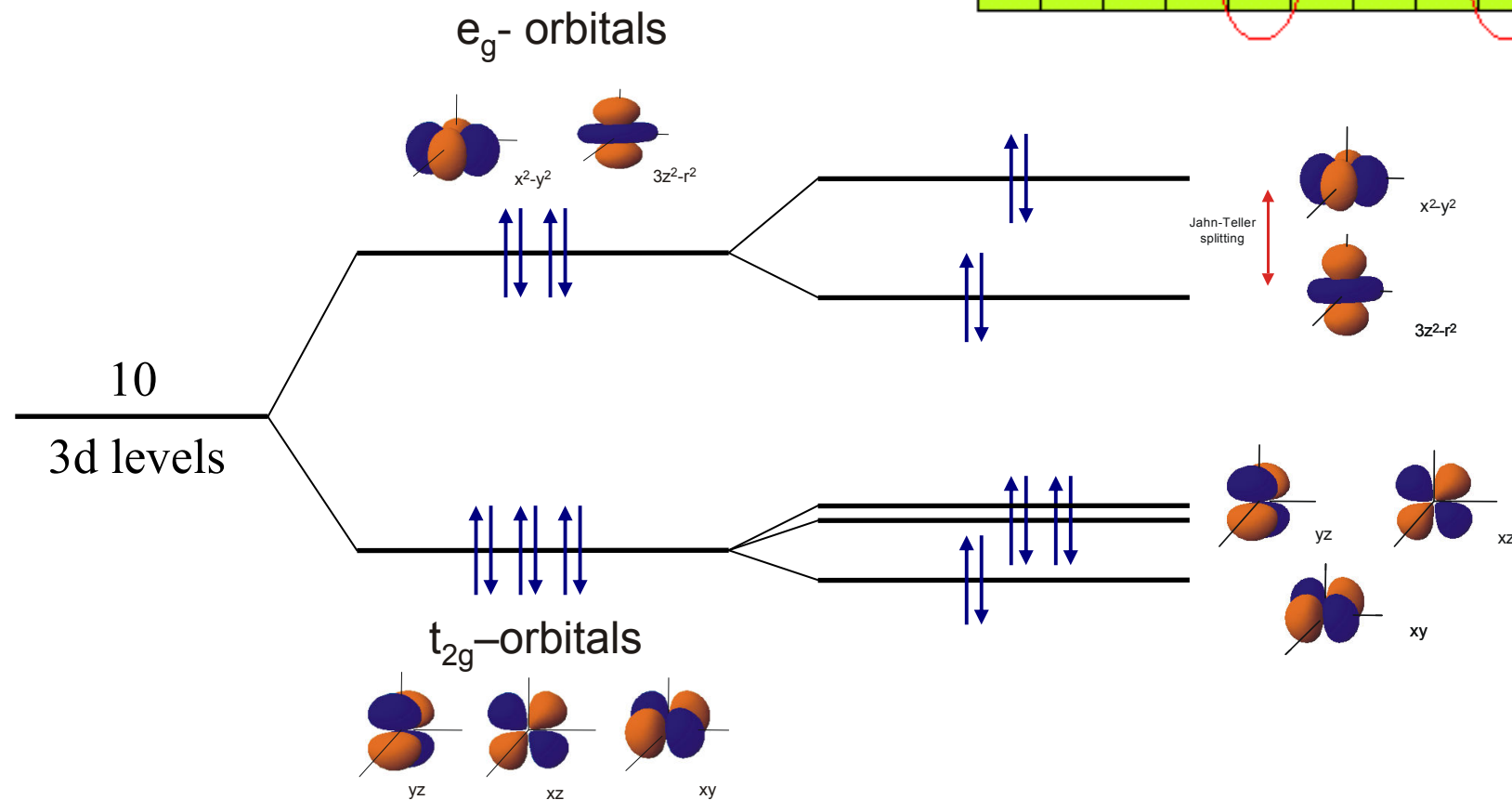
yz



zx

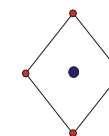
Crystal Field Splitting of the 3d levels

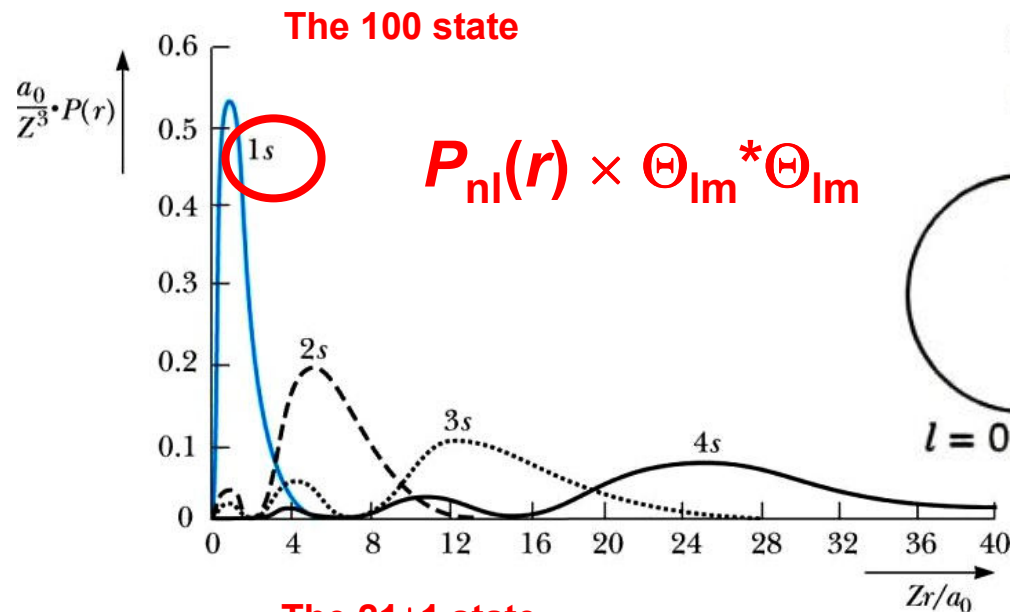
Sc	Ti	V	Cr	Mn	Fe	Co	Ni	Cu	Zn
----	----	---	----	----	----	----	----	----	----



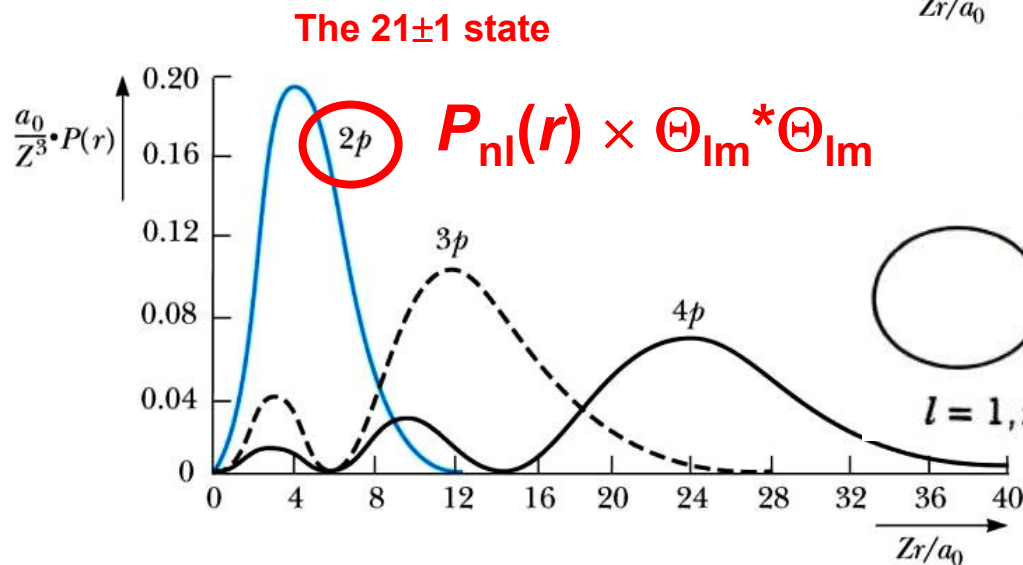
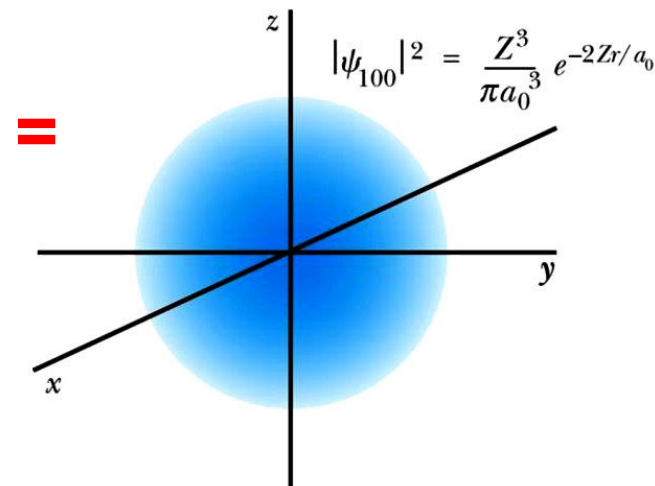
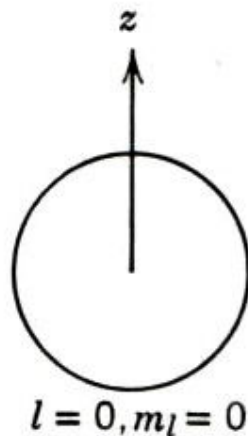
cubic splitting
(octahedral)

tetragonal splitting

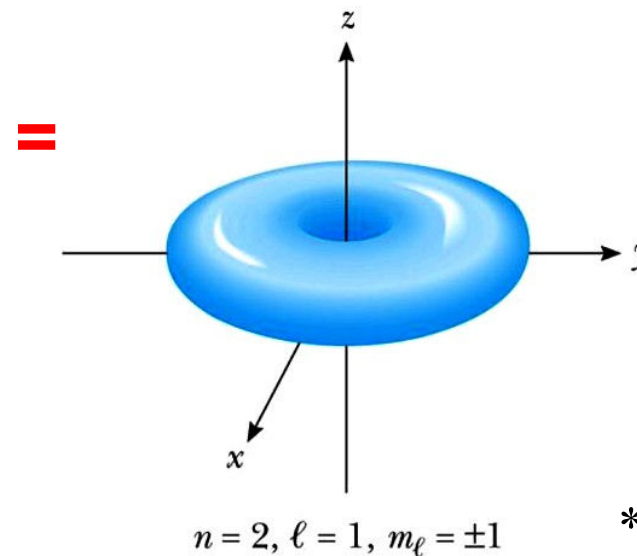
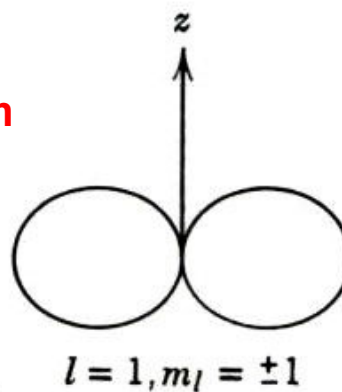


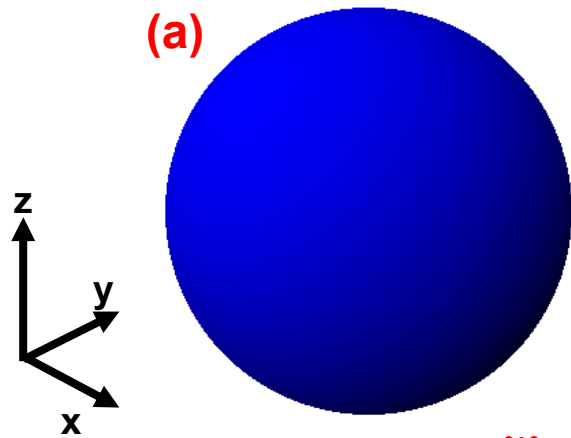


$$P_{nl}(r) \times \Theta_{lm}^* \Theta_{lm}$$



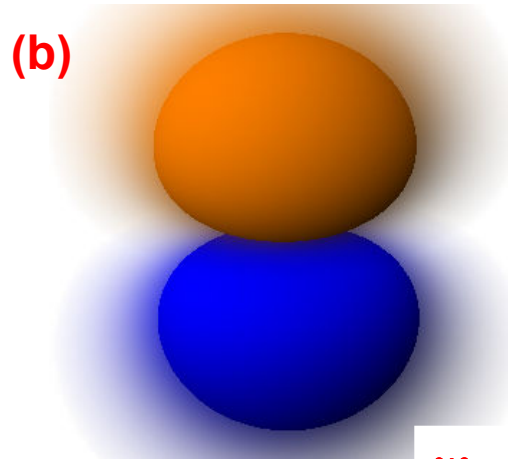
$$P_{nl}(r) \times \Theta_{lm}^* \Theta_{lm}$$





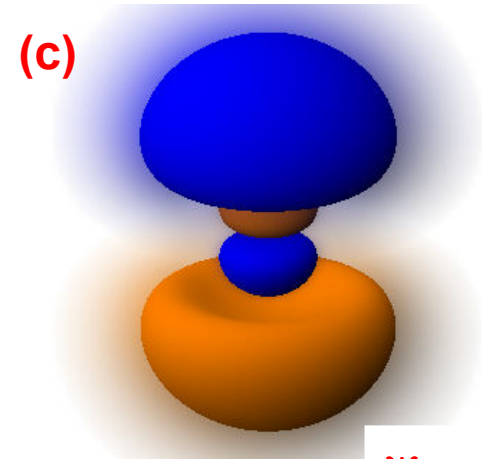
(a)

Ψ_{200}



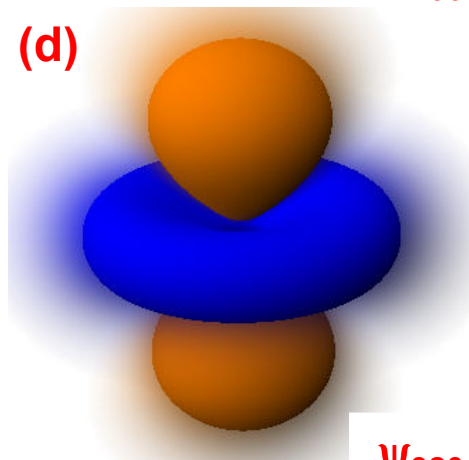
(b)

Ψ_{210}



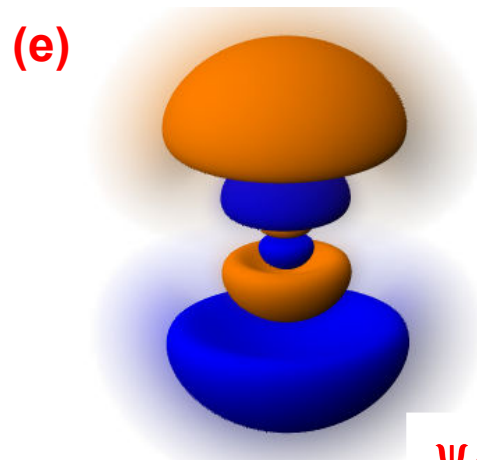
(c)

Ψ_{310}



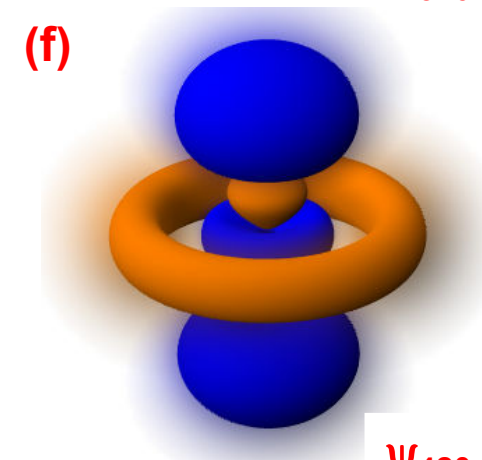
(d)

Ψ_{320}



(e)

Ψ_{410}



(f)

Ψ_{420}

Wolfgang Pauli in 1925 (Nobel Prize 1945)

The exclusion principle states that **no two electrons in an atom can have the same set of quantum numbers.**



1s	2s	2p			Electron configuration
$\uparrow\downarrow$	\uparrow				$1s^2 2s^1$
$\uparrow\downarrow$	$\uparrow\downarrow$				$1s^2 2s^2$
$\uparrow\downarrow$	$\uparrow\downarrow$	\uparrow			$1s^2 2s^2 2p^1$
$\uparrow\downarrow$	$\uparrow\downarrow$	$\uparrow\downarrow$			$1s^2 2s^2 2p^2$
$\uparrow\downarrow$	$\uparrow\downarrow$	$\uparrow\downarrow$	\uparrow		$1s^2 2s^2 2p^3$
$\uparrow\downarrow$	$\uparrow\downarrow$	$\uparrow\downarrow$	$\uparrow\downarrow$		$1s^2 2s^2 2p^4$
$\uparrow\downarrow$	$\uparrow\downarrow$	$\uparrow\downarrow$	$\uparrow\downarrow$	\uparrow	$1s^2 2s^2 2p^5$
$\uparrow\downarrow$	$\uparrow\downarrow$	$\uparrow\downarrow$	$\uparrow\downarrow$	$\uparrow\downarrow$	$1s^2 2s^2 2p^6$

Table 9.2 Electronic Configurations of the Elements

Z	Symbol	Ground Configuration	Ionization Energy (eV)	Z	Symbol	Ground Configuration	Ionization Energy (eV)
1	H	$1s^1$	13.595	27	Co	$3d^7 4s^2$	7.86
2	He	$1s^2$	24.581	28	Ni	$3d^8 4s^2$	7.633
3	Li	$[\text{He}] 2s^1$	5.390	29	Cu	$3d^{10} 4s^1$	7.724
4	Be	$2s^2$	9.320	30	Zn	$3d^{10} 4s^2$	9.391
5	B	$2s^2 2p^1$	8.296	31	Ga	$3d^{10} 4s^2 4p^1$	6.00
6	C	$2s^2 2p^2$	11.256	32	Ge	$3d^{10} 4s^2 4p^2$	7.88
7	N	$2s^2 2p^3$	14.545	33	As	$3d^{10} 4s^2 4p^3$	9.81
8	O	$2s^2 2p^4$	13.614	34	Se	$3d^{10} 4s^2 4p^4$	9.75
9	F	$2s^2 2p^5$	17.418	35	Br	$3d^{10} 4s^2 4p^5$	11.84
10	Ne	$2s^2 2p^6$	21.559	36	Kr	$3d^{10} 4s^2 4p^6$	13.996
11	Na	$[\text{Ne}] 3s^1$	5.138	37	Rb	$[\text{Kr}] 5s^1$	4.176
12	Mg	$3s^2$	7.644	38	Sr	$5s^2$	5.692
13	Al	$3s^2 3p^1$	5.984	39	Y	$4d^5 5s^2$	6.377
14	Si	$3s^2 3p^2$	8.149	40	Zr	$4d^2 5s^2$	6.835
15	P	$3s^2 3p^3$	10.484	41	Nb	$4d^4 5s^1$	6.881
16	S	$3s^2 3p^4$	10.357	42	Mo	$4d^5 5s^1$	7.10
17	Cl	$3s^2 3p^5$	13.01	43	Tc	$4d^5 5s^2$	7.228
18	Ar	$3s^2 3p^6$	15.755	44	Ru	$4d^7 5s^1$	7.365
19	K	$[\text{Ar}] 4s^1$	4.339	45	Rh	$4d^8 5s^1$	7.461
20	Ca	$4s^2$	6.111	46	Pd	$4d^{10}$	8.33
21	Sc	$3d 4s^2$	6.54	47	Ag	$4d^{10} 5s^1$	7.574
22	Ti	$3d^2 4s^2$	6.83	48	Cd	$4d^{10} 5s^2$	8.991
23	V	$3d^3 4s^2$	6.74	49	In	$4d^{10} 5s^2 5p^1$	5.785
24	Cr	$3d^5 4s$	6.76	50	Sn	$4d^{10} 5s^2 5p^2$	7.342
25	Mn	$3d^5 4s^2$	7.432	51	Sb	$4d^{10} 5s^2 5p^3$	8.639
26	Fe	$3d^6 4s^2$	7.87	52	Te	$4d^{10} 5s^2 5p^4$	9.01

Table 9.2 Electronic Configurations of the Elements

Z	Symbol	Ground Configuration	Ionization Energy (eV)	Z	Symbol	Ground Configuration	Ionization Energy (eV)
53	I	$4d^{10}5s^25p^5$	10.454	79	Au	$[\text{Xe}, 4f^{14}5d^{10}] 6s^1$	9.22
54	Xe	$4d^{10}5s^25p^6$	12.127	80	Hg	$6s^2$	10.434
55	Cs	$[\text{Xe}] 6s^1$	3.893	81	Tl	$6s^26p^1$	6.106
56	Ba	$6s^2$	5.210	82	Pb	$6s^26p^2$	7.415
57	La	$5d6s^2$	5.61	83	Bi	$6s^26p^3$	7.287
58	Ce	$4f^5d6s^2$	6.54	84	Po	$6s^26p^4$	8.43
59	Pr	$4f^36s^2$	5.48	85	At	$6s^26p^5$	9.54
60	Nd	$4f^46s^2$	5.51	86	Rn	$6s^26p^6$	10.745
61	Pm	$4f^56s^2$	5.60	87	Fr	$[\text{Rn}] 7s^1$	3.94
62	Fm	$4f^66s^2$	5.644	88	Ra	$7s^2$	5.277
63	Eu	$4f^76s^2$	5.67	89	Ac	$6d7s^2$	5.17
64	Gd	$4f^75d6s^2$	6.16	90	Th	$6d^27s^2$	6.08
65	Tb	$4f^96s^2$	6.74	91	Pa	$5f^26d7s^2$	5.89
66	Dy	$4f^{10}6s^2$	6.82	92	U	$5f^36d7s^2$	6.194
67	Ho	$4f^{11}6s^2$	6.022	93	Np	$5f^46d7s^2$	6.266
68	Er	$4f^{12}6s^2$	6.108	94	Pu	$5f^67s^2$	6.061
69	Tm	$4f^{13}6s^2$	6.185	95	Am	$5f^77s^2$	5.99
70	Yb	$4f^{14}6s^2$	6.22	96	Cm	$5f^76d7s^2$	6.02
71	Lu	$4f^{14}5d6s^2$	6.15	97	Bk	$5f^86d7s^2$	6.23
72	Hf	$4f^{14}5d^26s^2$	6.83	98	Cf	$5f^{10}7s^2$	6.30
73	Ta	$4f^{14}5d^36s^2$	7.88	99	Es	$5f^{11}7s^2$	6.42
74	W	$4f^{14}5d^46s^2$	7.98	100	Fm	$5f^{12}7s^1$	6.50
75	Re	$4f^{14}5d^56s^2$	7.87	101	Mv	$5f^{13}7s^2$	6.58
76	Os	$4f^{14}5d^66s^2$	8.71	102	No	$5f^{14}7s^2$	6.65
77	Ir	$4f^{14}5d^76s^2$	9.12	103	Lw	$5f^{14}6d7s^2$	
78	Pt	$4f^{14}5d^86s^2$	8.88	104	Ku	$5f^{14}6d^27s^2$	

